



Astrea Parent App

Downloading the App

To download from the Google Play store to an Android phone/ device, please click [HERE](#)

To download from the Apple store to an Apple phone/ device, please click [HERE](#)

Linking to Astrea Academy Sheffield

1. Load the app on your phone/ mobile device

2. Type 'astrea' on the **Search** line.
A list of schools will appear below.
Select **Astrea Academy Sheffield**

SELECT A SCHOOL	
<input type="text" value="astrea"/>	Search
Astrea Academy Dearne s63 9ew	SELECT
Astrea Academy Sheffield S3 9BE	SELECT
Astrea Academy Woodfields DN4 8ND	SELECT

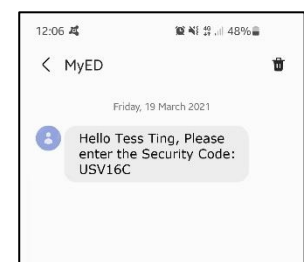
3. Next, enter your details – name, mobile number* and email address.

Then, tap **Link Account**

* The mobile number **MUST** match the priority 1 number you have given to the Academy, or you will not be able to view your child's information.

Astrea Academy Trust INSPIRING BEYOND MEASURE	
YOUR DETAILS	
<input type="text" value="Tess Ting"/>	
<input type="text" value="0711111135"/>	
<input type="text" value="tess.ting@emailco.com"/>	
Link Account	

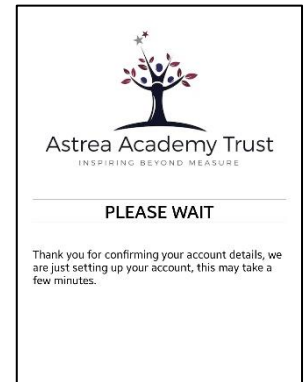
4. You will receive a security email to the mobile number you entered.





5. Enter the security code in field in the App and then tap **Create Account**


6. You will need to wait for the App to set up your account. It checks that the mobile that you have entered matches the one you gave to the Academy.



Using the App


****We recommend that you check the App daily so that you don't miss any of our communications. If you don't open the app at least once every 30 days, and open any messages you have received, your account will become inactive and you will need to contact the Academy to reactivate it.**

Navigate through the app using the options at the bottom of the screen:

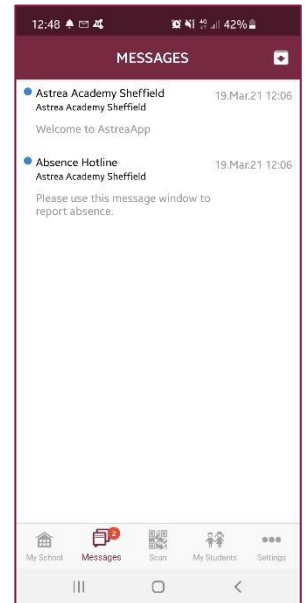


- The **My School** screen contains a number of buttons that link to information and resources for all parents/ carers.
- Please check regularly for any new buttons we may have added.

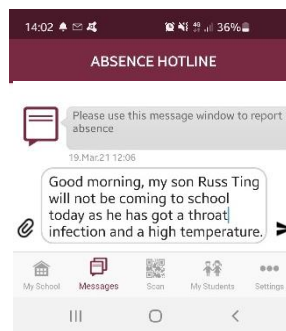




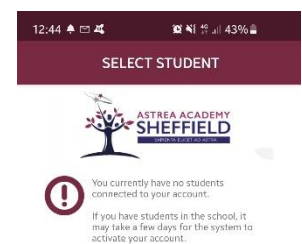
- Once you have downloaded the Astrea App and connected to Astrea Academy Sheffield, you can begin communicating by sending absence messages or replying to messages sent to you.
- Please remember to open any unread messages (marked with a blue circle ●) so that your account remains active.



- You will be able to use the **Absence Hotline** to report your child's absence from school:



- When you first download the app, you will not be able to see any details on the **My Students** screen.
- Once your child has been admitted to the Academy in September, you will be able to see information about your child's timetable and attendance.



If you experience any problems viewing your child's information from September, please contact the Academy office.